

Molteni & C

JULIAN — VINCENT VAN DUYSSEN 2026

1—
6



Il sistema modulare Julian si distingue per la sua presenza imponente e per la profondità generosa della seduta, pensata per offrire comfort e adattabilità alle preferenze individuali attraverso cuscini e poggiatesta sapientemente calibrati. Le cuscinature sono progettate con cura per offrire una seduta morbida ed elastica, mantenendo al contempo un'estetica pulita ed elegante. La combinazione di densità e dimensioni è studiata per garantire un sostegno ergonomico equilibrato, mentre la bordatura distintiva ne armonizza l'aspetto complessivo. La completezza dei moduli - dagli elementi terminali e centrali, alle isole e ai tavolini-bracciolo di nuova concezione - apre a infinite possibilità compositive, permettendo a Julian di adattarsi con naturalezza a qualsiasi ambiente, interpretando lo spazio con equilibrio e libertà. Julian si combina alla perfezione con il tavolino Eter, sempre di Van Duysen, la cui versione curva permette di creare composizioni più avvolgenti e arrotondate.



Il simbolo indica che questo prodotto è dotato di rivestimento sfoderabile. In alcuni casi, il prodotto è sfoderabile, ma solo da personale qualificato; questa evenienza viene evidenziata nelle avvertenze.



Il simbolo indica che il prodotto è disponibile, su richiesta, in versione ignifuga in ottemperanza alle normative BS 5852 e TB 117-2013.

È responsabilità dell'acquirente verificare che il prodotto sia idoneo e conforme ai requisiti richiesti per la destinazione d'uso e alle normative vigenti nel luogo di destinazione e utilizzo del prodotto.

**SCHEDA
TECNICA**

REGISTERED
DESIGN

2026

moltenigroup.com

Dimensioni espresse in centimetri. L'azienda si riserva il diritto di apportare modifiche ai modelli senza preavviso. Le informazioni qui riportate sono basate sugli ultimi dati pubblicati a listino.

INFORMAZIONI TECNICHE

INTERNO STRUTTURA

Telaio composto da legno massello di Abete (Picea abies) e pannelli di particelle di legno, con cinghie elastiche.

IMBOTTITURA STRUTTURA

Poliuretano espanso ad alta portanza. Fodera in vellutino accoppiato.

BASAMENTO

Alluminio verniciato con puntali antiscivolo in materiale plastico.

CUSCINI SEDUTA

Insero in poliuretano sagomato a densità variabile, fodera in cotone 100%.

CUSCINI SCHIENALE

Insero in poliuretano espanso, fibra di poliestere riciclata, fodera in cotone 100%.

CUSCINI POGGIARENI

Fodera in cotone 100%, fibra di poliestere.

VASSOIO PORTAOGGETTI

Lamiera di acciaio rivestita in cuoio rigenerato nei colori della gamma Molteni.

BRACCIOLO CONTENITORE

Pannello di fibra di legno a media densità, laccato lucido.

TAVOLINO ANGOLARE STRUTTURA LACCATO LUCIDO

Pannello di fibra di legno a media densità verniciato laccato lucido.

TAVOLINO ANGOLARE PIANO LUCIDO

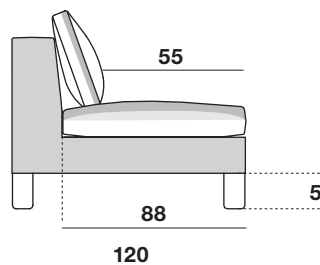
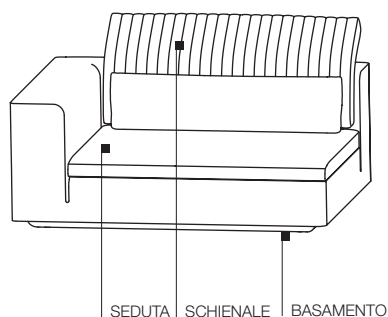
Pannello di fibra di legno a media densità verniciato laccato lucido.

RIVESTIMENTO ESTERNO SFODERABILE

(Vedi scheda allegata, specifica del rivestimento).



PRODOTTO DISPONIBILE
IN VERSIONE CONFORME
A TB117 O BS5852



Profondità di seduta solo struttura 88 cm
Profondità di seduta con cuscino schienale 55 cm
Altezza da pavimento a sotto divano 5 cm

AVVERTENZE

- **Tutti i moduli sono completi di cuscino schienale trapuntato e cuscino poggiareni. Tutti i moduli devono essere realizzati nella stessa tipologia di rivestimento e nello stesso colore.**
- **La struttura ed i cuscini sono confezionati con un profilo secondo le seguenti regole:**
 - **rivestimenti in tessuto:**
profilo in grosgrain nei colori indicati nel capoverso finiture
 - **rivestimenti in pelle:**
profilo nella stessa tipologia di pelle nei colori in collezione.

FINITURE

FINITURE GROSGRAIN
antracite
testa di moro
verde oliva
bianco carta
castoro
cuoio
ferro
nero
panna
sabbia
topo

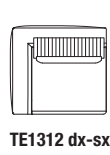
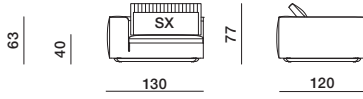
FINITURE

FINITURE CUIO
RIGENERATO PER
VASSOIO PORTAOGGETTI
avorio
testa di moro
naturale
verde fango
tortora
nero
coloniale
nocciola

FINITURE LACCATO
LUCIDO
TAVOLINO / BRACCIOLO
nero
dolomite
perla

DIMENSIONI

terminale

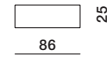


TE1312 dx-sx

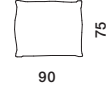
**cuscin
schienale**



**cuscin
poggiareni**



**cuscin
schienale
ornamentale**

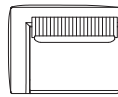
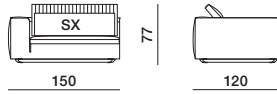


PCU90/75

Molteni & C

3
6

terminale




TE1512 dx-sx

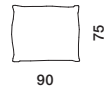
**cuscin
schienale**



**cuscin
poggiareni**

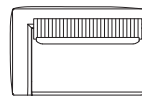
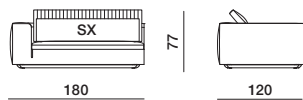


**cuscin
schienale
ornamentale**



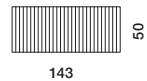
PCU90/75

terminale




TE1812 dx-sx

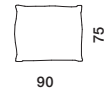
**cuscin
schienale**



**cuscin
poggiareni**

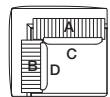
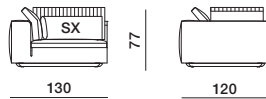


**cuscin
schienale
ornamentale**



PCU90/75

terminale / angolare

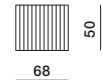


TA1312 dx-sx

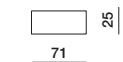
**cuscin
schienale A**



**cuscin
schienale B**



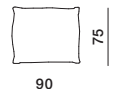
**cuscin
poggiareni C**



**cuscin
poggiareni D**

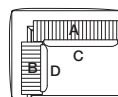
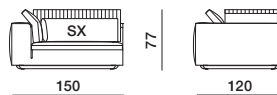


**cuscin
schienale
ornamentale**



PCU90/75

terminale / angolare



TA1512 dx-sx


**cuscin
schienale A**



**cuscin
schienale B**



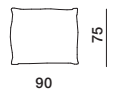
**cuscin
poggiareni C**



**cuscin
poggiareni D**



**cuscin
schienale
ornamentale**



PCU90/75

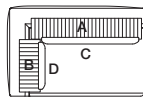
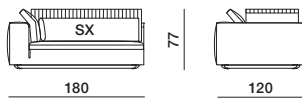
**SCHEDA
TECNICA**

REGISTERED
DESIGN

2026

DIMENSIONI

terminale / angolare



TA1812 dx-sx


**cuscino
schienale A**



**cuscino
schienale B**



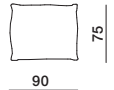
**cuscino
poggiareni C**



**cuscino
poggiareni D**

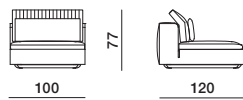


**cuscino
schienale
ornamentale**



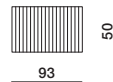
PCU90/75

centrale




CE1012

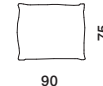
**cuscino
schienale**



**cuscino
poggiareni**

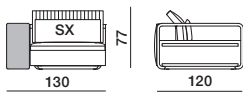


**cuscino
schienale
ornamentale**

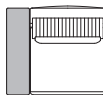


PCU90/75

centrale per bracciolo contenitore



BR1103




CB1312 dx-sx

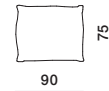
**cuscino
schienale**



**cuscino
poggiareni**

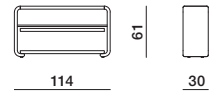


**cuscino
schienale
ornamentale**



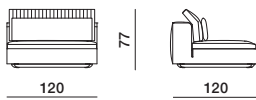
PCU90/75

bracciolo contenitore



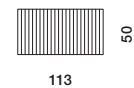
BR1103

centrale




CE1212

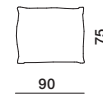
**cuscino
schienale**



**cuscino
poggiareni**

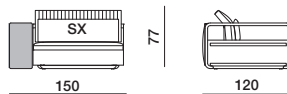


**cuscino
schienale
ornamentale**

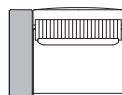


PCU90/75

centrale per bracciolo contenitore

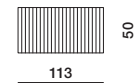


BR1103




CB1512 dx-sx

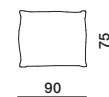
**cuscino
schienale**



**cuscino
poggiareni**


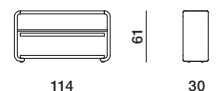


**cuscino
schienale
ornamentale**



PCU90/75

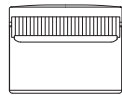
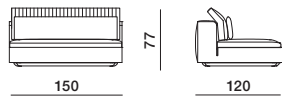
bracciolo contenitore



BR1103

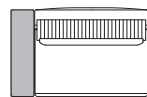
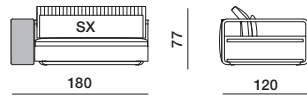
DIMENSIONI

centrale



CE1512

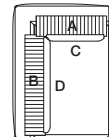
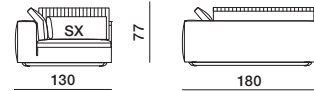
centrale per bracciolo contenitore



BR1103

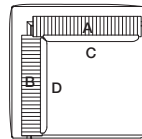
CB1812 dx-sx

chaise longue



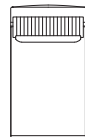
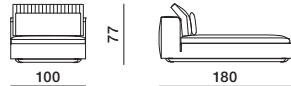
CL1318 dx-sx

chaise longue



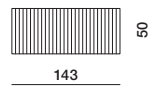
CL1818 dx-sx

daybed



DA1018


**cuscin
schienale**




**cuscin
schienale**



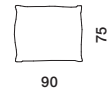
**cuscin
poggiareni**



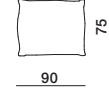
**cuscin
poggiareni**



**cuscin
schienale
ornamentale**




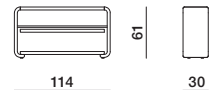
**cuscin
schienale
ornamentale**



PCU90/75

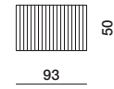
PCU90/75

bracciolo contenitore



BR1103

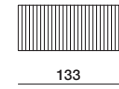
**cuscin
schienale A**



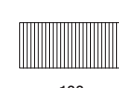
**cuscin
schienale A**



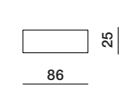
**cuscin
schienale B**




**cuscin
schienale B**



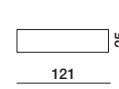
**cuscin
poggiareni C**




**cuscin
poggiareni C**



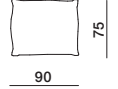
**cuscin
poggiareni D**



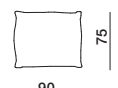
**cuscin
poggiareni D**



**cuscin
schienale
ornamentale**



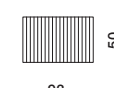
**cuscin
schienale
ornamentale**




PCU90/75

PCU90/75

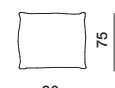
**cuscin
schienale**



**cuscin
poggiareni**



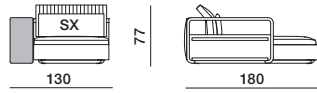
**cuscin
schienale
ornamentale**



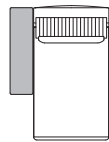
PCU90/75

DIMENSIONI

daybed per bracciolo contenitore



BR1103




DB1318 dx-sx

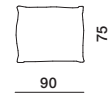
cuscino schienale



cuscino poggiatesta

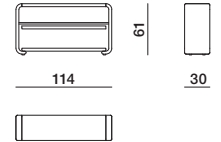


cuscino schienale ornamentale



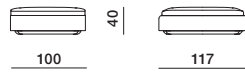
PCU90/75

bracciolo contenitore



BR1103

pouf



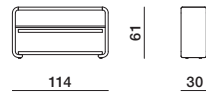
PF1012

vassoio portaoggetti



VP92/84

bracciolo contenitore



BR1103

tavolino angolare



JTV1